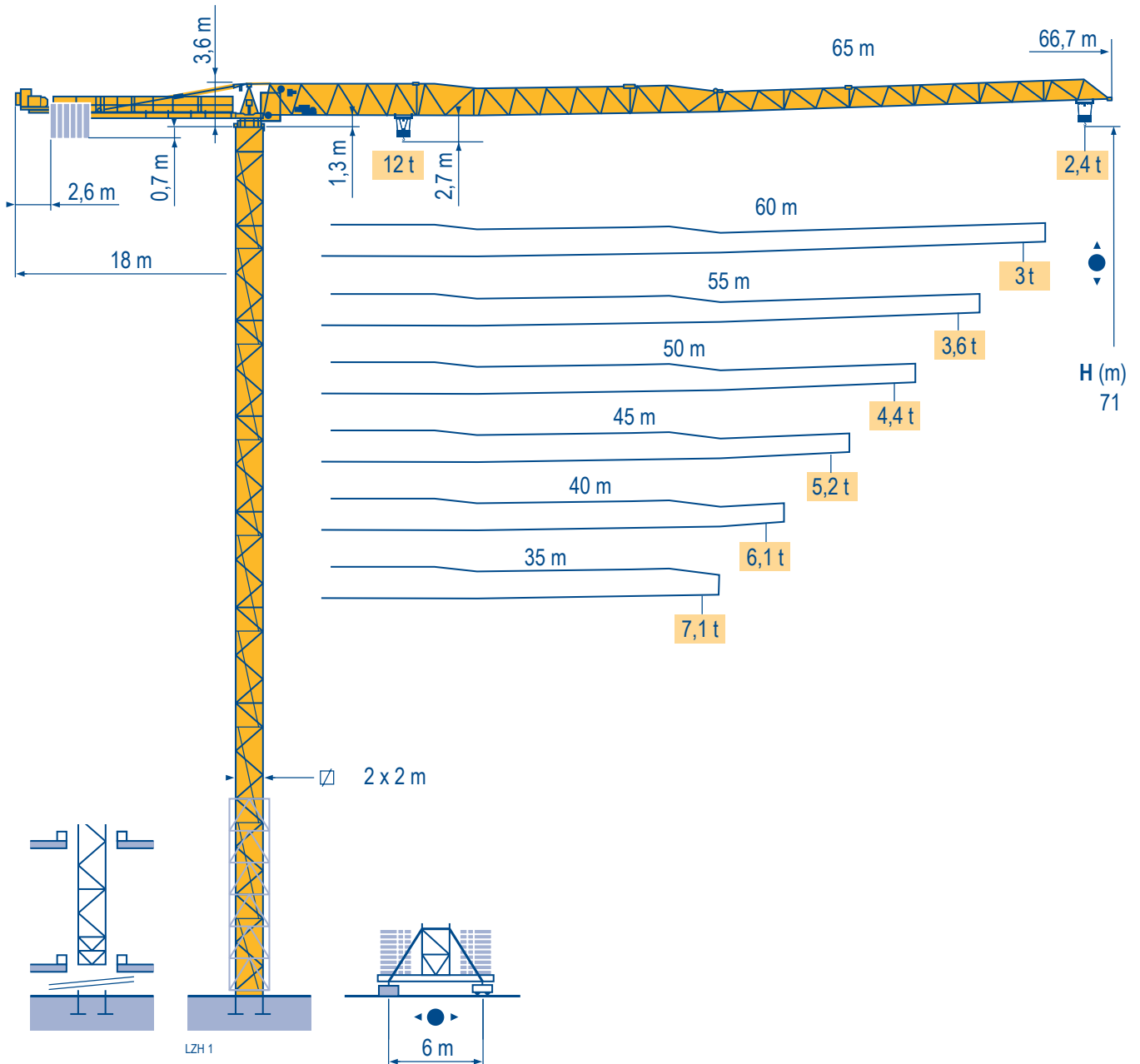
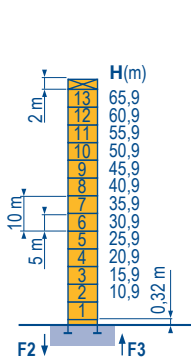


MDT 222 J12

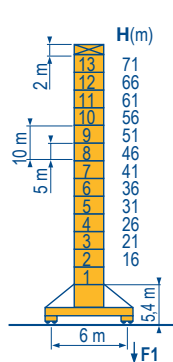


Mat / Réactions □ 2 m
 Maste / Eckdrücke ▴ 35 m → 65 m
 Masts / Reactions
 Mástil / Reacciones
 Torre / Reazioni
 Tramo / Reações

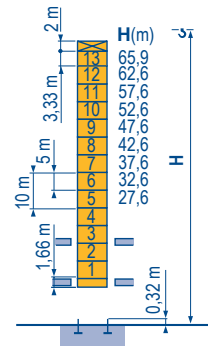
LZH 1



P 61 A	
F2	● 145 t
	■ 223 t
F3	● 91 t
	■ 174 t
	▲ 78 t



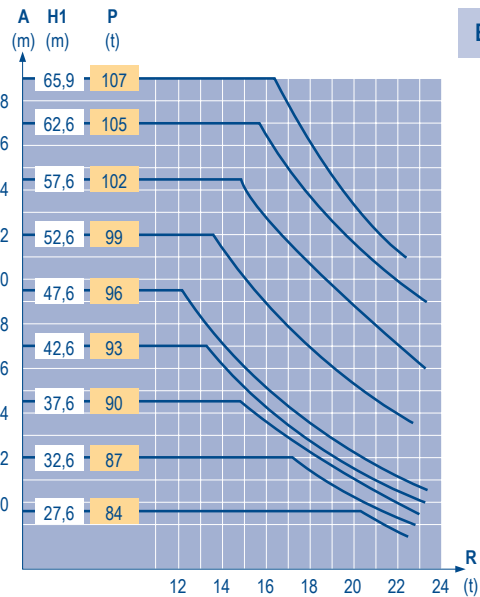
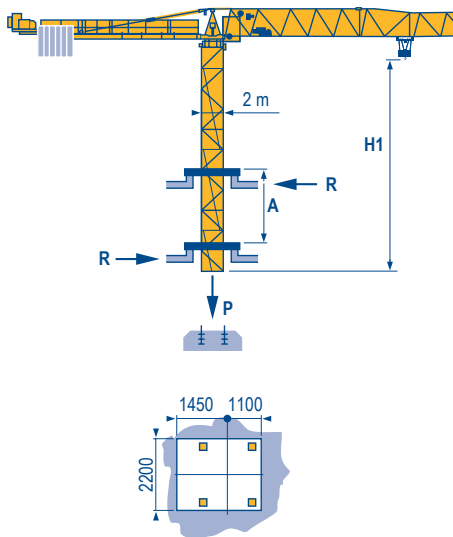
V 60 A	
F1	● 108 t
	■ 145 t
	▲ 90 t



B 60 A	
	● 145 t
	▲ 90 t

Télescopage sur dalles
 Kletterkrane im Gebäude
 Climbing crane
 Telescopage gruas trepadoras
 Gru in cavedio
 Telescopagem sobre lages

LZH 1



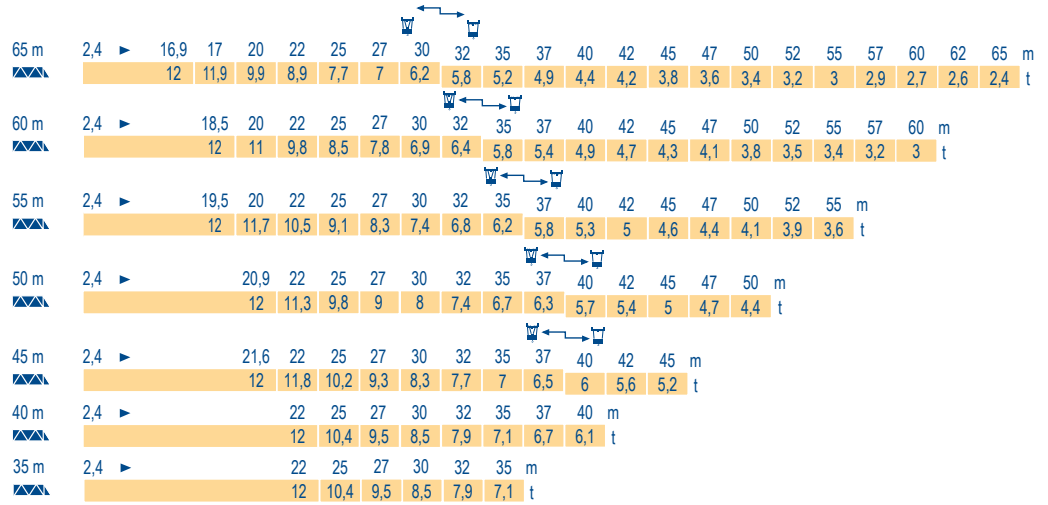
Topless
 MDT 222 J12

POTAIN

F	D	GB	E	I	P
● Réactions en service	● Reaktionskräfte in Betrieb	● Reactions in service	● Reacciones en servicio	● Reazioni in servizio	● Reações em serviço
■ Réactions hors service	■ Reaktionskräfte außer Betrieb	■ Reactions out of service	■ Reacciones fuera de servicio	■ Reazioni fuori servizio	■ Reações fora de serviço
▲ A vide sans lest (ni train de transport) avec flèche et hauteur maximum.	▲ Ohne Last, Ballast (und Transportachse), mit Maximalausleger und Maximalhöhe.	▲ Without load, ballast (or transport axes), with maximum jib and maximum height.	▲ Sin carga, sin lastre, (ni tren de transporte), flecha y altura máxima.	▲ A vuoto, senza zavorra (ne assali di trasporto) con braccio massimo e altezza massima.	▲ Sem carga (nem trem de transporte)- sem lastro com lança e altura máximas.
● Nous consulter	● Auf Anfrage	● Consult us	● Consultarnos	● Consultateci	● Consultar-nos

Courbes de charges
Lastkurven
Load diagrams
Curvas de cargas
Curve di carico
Curva de cargas

LZH 1



Lest de contre-flèche
Gegenauslegerballast
Counter-jib ballast
Lastre de contra flecha
Contrappeso
Lastros da contra lança

LZH 1

		3 150 kg - 2 100 kg	
		50 LVF 30	75 LVF 30
Height (m)	Counter-jib length (m)	(kg)	(kg)
65 m	18 m	19 950	18 900
60 m	18 m	18 900	17 850
55 m	18 m	18 900	17 850
50 m	18 m	17 850	16 800
45 m	18 m	16 800	15 750
40 m	18 m	14 700	13 650
35 m	18 m	12 600	11 550

Lest de base - Grundballast
Base ballast - Lastre de base
Zavorra di base - Lastros da base

LZH 1

2 m	V 60 A	H (m)	71	66	61	56	51	46	41	36	31	26	21	16
		(t)	120	96	72	48	48	48	48	48	48	48	48	48

Topless
MDT 222 J12



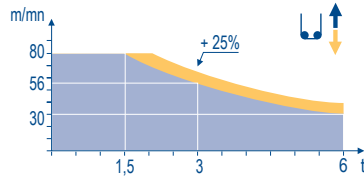
	F	D	GB	E	I	P
A	Distance entre cadres	Abstand zwischen den Rahmen	Distance between collars	Distancia entra marcos	Distanza fra i telai	Distância entre quadros
H1	Hauteur grue	Kranhöhe	Crane height	Altura grúa	Altezza grua	Altura da grua
P	Poids de la grue(en service)	Krangewicht (in Betrieb)	Crane weight (in service)	Peso de la grúa (en servicio)	Peso della gru (in servizio)	Peso da grua (em serviço)
R	Réaction horizontale	Horizontalkräfte	Horizontal reaction	Reaccion horizontal	Reazione orizzontale	Reacção horizontal
	Voir télescopage sur dalles	Siehe Kletterkrane im Gebäude	See climbing crane	Veja grua trepadora	Consultare gru in cavedio	Ver telescopagem sobre lages

Mécanismes
Antriebe
Mechanisms
Mecanismos
Meccanismi
Mecanismos

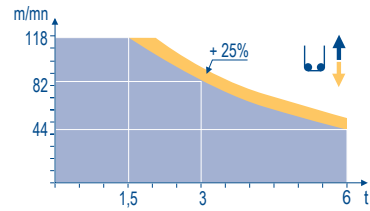
LZH2

														ch - PS hp	kW		
	50 LVF 30 Optima	m/min	2,4 → 10 → 30 → 38 → 56 → 80						1,2 → 5 → 15 → 19 → 28 → 40						50	37	454 m
	t	6 6 6 4,5 3 1,5						12 12 12 9 6 3									
	75 LVF 30 Optima	m/min	3,8 → 15 → 44 → 58 → 82 → 118						1,9 → 7,5 → 22 → 29 → 41 → 59						75	55	612 m
	t	6 6 6 4,5 3 1,5						12 12 12 9 6 3									
	6 DVF 4	m/min	0 → 50 (12 t) - 0 → 100 (6 t) - 0 → 120 (3 t)												5,5	4	
	RVF 162 Optima +	tr/min U/min rpm	0 → 0,7												2 x 7,5	2 x 5,5	
	V 60 A RT 544 A1 2V R ≥ 13 m	m/min	13,5 - 27												4 x 7	4 x 5,2	
		400V (+6%-10%) 50 Hz												50 LVF : 75 kVA 75 LVF : 100 kVA			

50 LVF 30
Optima



75 LVF 30
Optima



F

Levage
Distribution
Orientation
Translation

D

Heben
Katzfahren
Schwenken
Kranfahren

GB

Hoisting
Trolleying
Slewing
Travelling

E

Elevación
Distribución
Orientación
Traslación

I

Sollevamento
Distribuzione
Rotazione
Traslazione

P

Elevação
Distribuição
Rotação
Translação



Document commercial non contractuel. Pour toute information technique se référer à la notice correspondante.

Unverbindliches Vertriebsdokument. Für technische Informationen, siehe die entsprechenden Anweisungen.

This commercial document is not legally binding. For any technical information, please refer to the corresponding instructions.

Documento comercial non contractuel. Para cualquier información técnica, ver la noticia correspondiente.

Documento commerciale non vincolante, per tutte le informazioni tecniche fare riferimento al catalogo istruzioni.

Documento comercial não contratual. Para qualquer informação técnica complementar consultar as respectivas instruções.

Manitowoc
Crane CARE

POTAIN
Manitowoc Crane Group



Americas

Tel : +1 888 479 7278
Tel : +1 717 593 2000

Europe - Middle East - Africa

Tel : +33 (0) 4 72 81 50 00
Tel : +44 (0) 191 522 2000

Asia - Pacific

Tel : +65 6264 1188
Fax : +65 6862 4040

www.manitowoccrane.com

18, rue de Charbonnières - B.R.173
69132 ECULLY Cedex - France

Tél. : +33 (0) 4 72 18 20 20
Fax. : +33 (0) 4 72 18 20 00
www.manitowoccrane.com

Topless MDT 222 J12

Code S-91985-67_Réf. 2003 48 LZH 3

Copyright.Reproduction interdite © POTAIN 2003